



### District Report Card: 2017


<b>State:</b> Odisha	<b>District:</b> Keonjhar
<b>Class:</b> 3	<b>Subject:</b> Language
<b>Schools:</b> 61	<b>Students:</b> 921


### Participation/Coverage


#### Students

<div>GENDER</div> <div></div>	Boys		Girls	
	Number	%	Number	%
	464	50.38	457	49.62

<div>AREA</div> <div></div>	Rural		Urban	
	Number	%	Number	%
	812	88.17	109	11.83

<div>CATEGORY</div> <div></div>	SC		ST		OBC		GEN	
	Number	%	Number	%	Number	%	Number	%
	125	13.57	570	61.89	168	18.24	58	6.30

<div>CWSN</div> <div></div>	LD	VI	HI	S&LD	ID	Oth
	2	2	0	0	2	2

<div>Management</div> <div></div>	Government		Government-aided	
	Number	%	Number	%
	921	100.00	0	0.00

### Average Performance of Students in Language (%)

Overall	Gender		Area		Management		Social Group			
	Male	Female	Rural	Urban	Govt.	Aided	SC	ST	OBC	GEN
57.00	56.31	57.71	57.62	52.42	57.00	0.00	65.49	53.15	60.44	66.67

## Performance on Learning Outcomes (LOs)

Learning Outcomes	Description	Average Performance(%)
L304	Reads small texts with comprehension i.e., identifies main ideas, details, sequence and draws conclusions	58.84
L312	Reads printed scripts on the classroom walls: poems, posters, charts etc.	53.33

Range of Performance of Students who Answered Correctly							
Below 30%		30% - 50%		50% - 75%		Above 75%	
Number	%	Number	%	Number	%	Number	%
151	16.40	175	19.00	309	33.55	286	31.05

## Lowest Performing Learning Outcomes (LOs)

1 - Reads printed scripts on the classroom walls: poems, posters, charts etc. (53.33)

2 - Reads small texts with comprehension i.e., identifies main ideas, details, sequence and draws conclusions (58.84)